

Flushjoint - Circular Pipes and Fittings



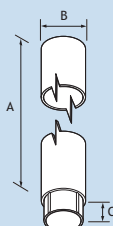
Flushjoint Circular Pipes are available in 4 sizes and 2 pipe lengths, together with a complete range of fittings. Flush spigot pipe connection for virtually undetectable joints. Factory finished in a choice of coloured BBA certificated powder coatings.

Notes: Flushjoint can be used with any Alumasc Gutter System, providing the girth of the gutter is sufficient to accommodate the cross section area of the pipe. Running outlets are made to order according to choice of gutter and project requirements.

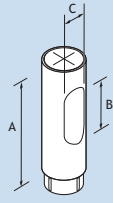
All dimensions are in mm unless shown otherwise.

Pipe sizes shown are nominal.

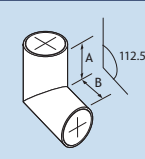
Pipes

	Pipe Size	Pipe Length (A)	B	C	Product Code
	63 dia	3000mm	63	40	CP25/3MA
"	2000mm	63	40	CP25/2MA	
"	1000mm	63	40	CP25/1MA	
75 dia	3000mm	76.5	40	CP30/3MA	
"	2000mm	76.5	40	CP30/2MA	
"	1000mm	76.5	40	CP30/1MA	
100 dia	3000mm	102	40	CP40/3MA	
"	2000mm	102	40	CP40/2MA	
"	1000mm	102	40	CP40/1MA	
150 dia	3000mm	152	40	CP60/3MA	
"	2000mm	152	40	CP60/2MA	
"	1000mm	152	40	CP60/1MA	

Access Pipes

	Pipe Size	A	B	C	Product Code
	63 dia	300	150	50	CP25/ACPA
75 dia	300	150	60	CP30/ACPA	
100 dia	300	150	70	CP40/ACPA	
150 dia	400	200	100	CP60/ACPA	

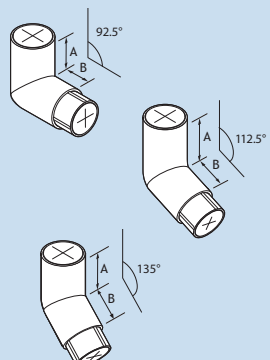
Shoes

	Pipe Size	A	B	Product Code
	63 dia	100	25	CP25/SHA
75 dia	100	25	CP30/SHA	
100 dia	100	25	CP40/SHA	
150 dia	125	30	CP60/SHA	

Note: The products are available in a plain mill finish or with a BBA accredited polyester powder coated finish. Product codes in the tables refer to the mill finish. For polyester powder coated finish please add the suffix /PPC.

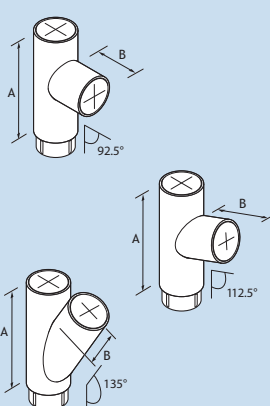
Flushjoint - Circular Pipes and Fittings

Bends



Pipe Size	Type	A	B	Product Code
63 dia	92.5 Degree	100	100	CP25/B/92A
75 dia	"	100	100	CP30/B/92A
100 dia	"	100	100	CP40/B/92A
150 dia	"	100	100	CP60/B/92A
63 dia	112.5 Degree	100	100	CP25/B/112A
75 dia	"	100	100	CP30/B/112A
100 dia	"	100	100	CP40/B/112A
150 dia	"	100	100	CP60/B/112A
63 dia	135 Degree	100	100	CP25/B/135A
75 dia	"	100	100	CP30/B/135A
100 dia	"	100	100	CP40/B/135A
150 dia	"	100	100	CP60/B/135A

Branches



Pipe Size	Type	A	B	Product Code
63 dia	92.5 Degree	300	100	CP25/BR/92A
75 dia	"	300	100	CP30/BR/92A
100 dia	"	300	100	CP40/BR/92A
150 dia	"	400	150	CP60/BR/92A
63 dia	112.5 Degree	300	100	CP25/BR/112A
75 dia	"	300	100	CP30/BR/112A
100 dia	"	300	100	CP40/BR/112A
150 dia	"	400	150	CP60/BR/112A
63 dia	135 Degree	300	100	CP25/BR/135A
75 dia	"	300	100	CP30/BR/135A
100 dia	"	300	100	CP40/BR/135A
150 dia	"	400	150	CP60/BR/135A

92.5° Two Part Offsets



Pipe Size	Offset	A	B	Product Code
63 dia	250	100	250	CP25/250/92A
"	500	100	500	CP25/500/92A
"	750	100	750	CP25/750/92A
"	1000	100	1000	CP25/1000/92A
75 dia	250	100	250	CP30/250/92A
"	500	100	500	CP30/500/92A
"	750	100	750	CP30/750/92A
"	1000	100	1000	CP30/1000/92A
100 dia	250	100	250	CP40/250/92A
"	500	100	500	CP40/500/92A
"	750	100	750	CP40/750/92A
"	1000	100	1000	CP40/1000/92A
150 dia	250	100	250	CP60/250/92A
"	500	100	500	CP60/500/92A
"	750	100	750	CP60/750/92A
"	1000	100	1000	CP60/1000/92A

Note: The products are available in a plain mill finish or with a BBA accredited polyester powder coated finish. Product codes in the tables refer to the mill finish. For polyester powder coated finish please add the suffix /PPC.

Flushjoint - Circular Pipes and Fittings

112.5° Two Part Offsets



Pipe Size	Offset	A	B	Product Code
63 dia	250	100	250	CP25/250/112A
"	500	100	500	CP25/500/112A
"	750	100	750	CP25/750/112A
"	1000	100	1000	CP25/1000/112A
75 dia	250	100	250	CP30/250/112A
"	500	100	500	CP30/500/112A
"	750	100	750	CP30/750/112A
"	1000	100	1000	CP30/1000/112A
100 dia	250	100	250	CP40/250/112A
"	500	100	500	CP40/500/112A
"	750	100	750	CP40/750/112A
"	1000	100	1000	CP40/1000/112A
150 dia	250	100	250	CP60/250/112A
"	500	100	500	CP60/500/112A
"	750	100	750	CP60/750/112A
"	1000	100	1000	CP60/1000/112A

135° Two Part Offsets



Pipe Size	Offset	A	B	Product Code
63 dia	250	100	250	CP25/250/135A
"	500	100	500	CP25/500/135A
"	750	100	750	CP25/750/135A
"	1000	100	1000	CP25/1000/135A
75 dia	250	100	250	CP30/250/135A
"	500	100	500	CP30/500/135A
"	750	100	750	CP30/750/135A
"	1000	100	1000	CP30/1000/135A
100 dia	250	100	250	CP40/250/135A
"	500	100	500	CP40/500/135A
"	750	100	750	CP40/750/135A
"	1000	100	1000	CP40/1000/135A
150 dia	250	100	250	CP60/250/135A
"	500	100	500	CP60/500/135A
"	750	100	750	CP60/750/135A
"	1000	100	1000	CP60/1000/135A

135° Fixed Offsets



Pipe Size	Offset	A	B	Product Code
63 dia	75	100	100	CP25/75/135A
75 dia	75	100	100	CP30/75/135A
100 dia	75	100	100	CP40/75/135A

Loose Spigots

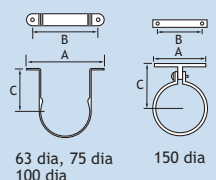


Pipe Size	A	Product Code
63 dia	100	RW1/SPIG/100
75 dia	100	RW2/SPIG/100
100 dia	100	RW3/SPIG/100

Note: The products are available in a plain mill finish or with a BBA accredited polyester powder coated finish. Product codes in the tables refer to the mill finish. For polyester powder coated finish please add the suffix /PPC.

Flushjoint - Circular Pipes and Fittings

Standard Base Clips

Diagram	Pipe Size	A	B	C	Product Code
 <p>63 dia, 75 dia 100 dia 150 dia</p>	63 dia	124	100	65	RW1/236
	75 dia	137	112	71	RW2/237
	100 dia	163	138	90	RW3/238
	150 dia	255	215	121	RW60/PC

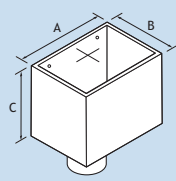
Extended Base Clips

Diagram	Pipe Size	A	B	C	Product Code
	63 dia	87	47	279	RW1/364
	75 dia	87	47	285	RW2/365
	100 dia	87	47	304	RW3/366

Small Base Clips

Diagram	Pipe Size	A	B	C	Product Code
	63 dia	87	47	74	RW1/SB/PC
	75 dia	87	47	80	RW2/SB/PC
	100 dia	87	47	92	RW3/SB/PC

Contemporary Rainwater Heads

Diagram	Pipe Size	A	B	C	Product Code
	63 dia	250	180	200	CP25/HOP
	75 dia	250	180	200	CP30/HOP
	100 dia	250	180	200	CP40/HOP

Note: Traditional design hopper heads can also be used if desired.
Please refer to sections of this brochure covering Heritage Pipes and Fittings.



Note: The products are available in a plain mill finish or with a BBA accredited polyester powder coated finish. Product codes in the tables refer to the mill finish. For polyester powder coated finish please add the suffix /PPC.