

ROUND DOWNPIPE SYSTEM

DOWNPIPE LENGTHS

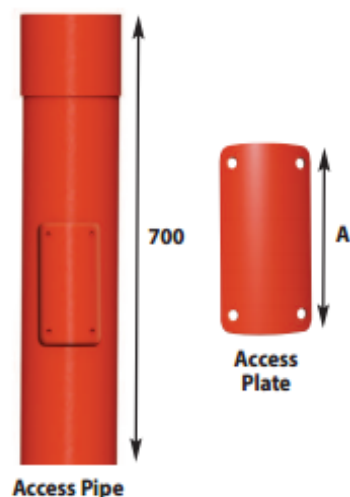
PIPE (mm)	3m	1.5m	1m	OTHER Specify length	WALL THICKNESS	A (mm)
63	RW1/1	RW1/4	RW1/5	RW1/6	1.6	50
75	RW2/1	RW2/4	RW2/5	RW2/6	1.6	50
100	RW3/1	RW3/4	RW3/5	RW3/6	1.6	60
125	RW4/1	RW4/4	RW4/5	RW4/6	2	70
150	RW5/1	RW5/4	RW5/5	RW5/6	2.5	80

Other sizes available to order



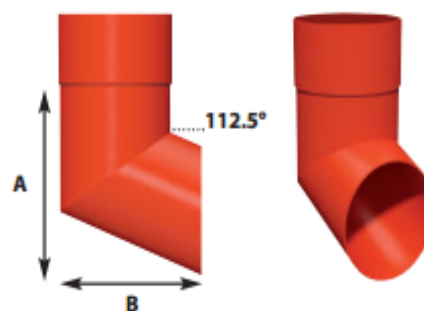
ACCESS PIPES & PLATES

PIPE (mm)	ACCESS PIPE COMPLETE WITH PLATE	ACCESS PLATE	A (mm)
63	RW1/8	RW1/9	100
75	RW2/8	RW2/9	100
100	RW3/8	RW3/9	130
125	RW4/8	RW4/9	165
150	RW5/8	RW5/9	230



SHOES

PIPE (mm)	SHOE	A (mm)	B (mm)
63	RW1/10	126	93
75	RW2/10	139	105
100	RW3/10	167	130
125	RW4/10	189	158
150	RW5/10	222	182



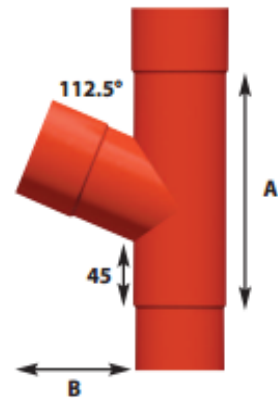
For further information contact Gutter Centre on 0330 2231731

Email: sales@guttercentre.co.uk Web: www.guttercentre.co.uk

ROUND DOWNPIPE SYSTEM

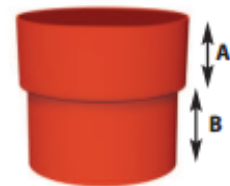
BRANCHES

PIPE (mm)	BRANCH	A (mm)	B (mm)
63	RW1/11	180	105
75	RW2/11	190	110
100	RW3/11	210	115
125	RW4/11	237	131
150	RW5/11	245	150



CONNECTORS

PIPE (mm)	CONNECTOR	A (mm)	B (mm)
63	RW1/12	50	50
75	RW2/12	50	50
100	RW3/12	60	50
125	RW4/12	70	60
150	RW5/12	80	60




Ground adaptors available

PIPE CLIPS

PIPE (mm)	PIPE CLIP	MAX 100T* BKT	MAX 200T* BKT	MAX 300T* BKT	A (mm)	B (mm)
63	RW1/16	RW1/17	RW1/18	RW1/19	30	110
75	RW2/16	RW2/17	RW2/18	RW2/19	30	115
100	RW3/16	RW3/17	RW3/18	RW3/19	30	145
125	RW4/16	RW4/17	RW4/18	RW4/19	30	190
150	RW5/16	RW5/17	RW5/18	RW5/19	30	190

Special brackets available on request.

* T = Projection from wall (mm)

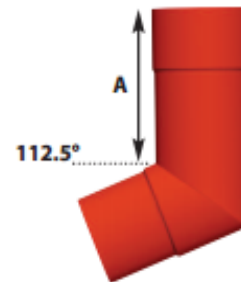


For further information contact Gutter Centre on 0330 2231731 Email: sales@guttercentre.co.uk Web: www.guttercentre.co.uk

ROUND DOWNPIPE SYSTEM


BENDS

PIPE (mm)	REF	A (mm)
63	RW1/21	125
75	RW2/21	125
100	RW3/21	125
125	RW4/21	125
150	RW5/21	125



PLINTH OFFSETS


PIPE (mm)	REF	A (mm)	B (mm)	P (mm)
63	RW1/23	150	200	
75	RW2/23	155	200	Please state size required
100	RW3/23	165	200	
125	RW4/23	175	200	
150	RW5/23	185	200	



2 PIECE ADJUSTABLE SWAN NECKS

One-piece Swan Necks also available

PIPE (mm)	ONE PIECE STATE SIZE	MAXIMUM PROJECTION OF SWAN NECKS						OTHER	MINIMUM PROJECTION P
		300	450	600	900	1200			
63	RW1/25	RW1/26	RW1/27	RW1/28	RW1/29	RW1/30		125	
75	RW2/25	RW2/26	RW2/27	RW2/28	RW2/29	RW2/30	Please Specify A, B & P, projection angle RW7/31	135	
100	RW3/25	RW3/26	RW3/27	RW3/28	RW3/29	RW3/30		165	
125	RW4/25	RW4/26	RW4/27	RW4/28	RW4/29	RW4/30		205	
150	RW5/25	RW5/26	RW5/27	RW5/28	RW5/29	RW5/30		230	



Please Note: Due to our ongoing product development policy, we reserve the right to alter specifications without prior notice.

For further information contact Gutter Centre on 0330 2231731 Email: sales@guttercentre.co.uk Web: www.guttercentre.co.uk